































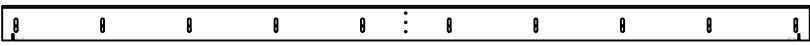

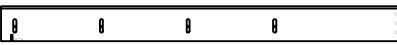

















MODULARO®

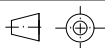
Assembly, installation and maintenance manual




































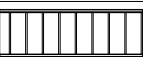


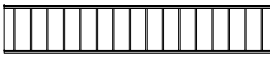
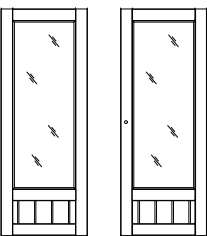
Montage-, Aufbau- und Wartungsanleitung • Assemblage, manuel de montage et d'entretien • Montaje, instalación y mantenimiento • Manuale di montaggio, installazione e manutenzione • Monterings- og vedlikeholdsmanual • Monterings-, installations- och underhållsmanual • Kokoamis-, asennus- ja huolto-ohje • Vejledning for montering og vedligehold • Handleiding voor montage, installatie en onderhoud • Manual de montagem, instalação e manutenção • Návod k montáži, instalaci a údržbě • Instrukcja montażu, instalacji i konserwacji • Surinkimo, montavimo ir priežiūros vadovas • Montāžas, uzstādīšanas un apkopes rokasgrāmata • Руководство по сборке и обслуживанию • Montaaži-, paigaldus- ja säilitamise juhend

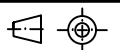
Wooden greenhouse/garden gazebo


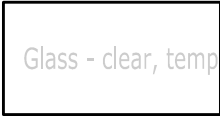



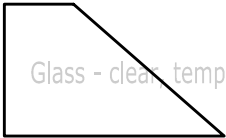


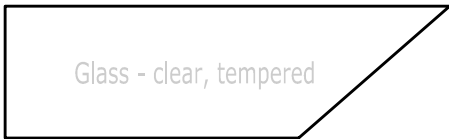








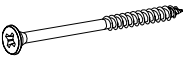
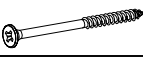







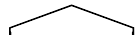
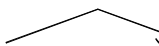


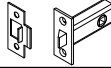

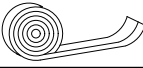



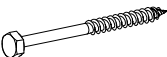

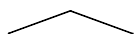
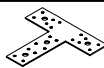
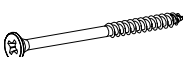

Pos	SPECIFICATION-STÜCKLISTE-NOMENCLATURE-ELEMENTI	Pcs	Profile (mm)	Length (mm)
Emilia T-shape				
1	Foundation beam 	2	 45 × 120	2713
2	Foundation beam 	3	 45 × 120	2910
3	Foundation beam 	2	 45 × 120	1213
4	Foundation beam 	2	 45 × 120	1258
42	Foundation beam 	1	 45 × 120	540
5	Post 	1	 120 × 120	1647
6	Post 	1	 120 × 120	1647
7	Corner Left 	3	 44 × 95	1502
8	Corner Right 	3	 44 × 95	1502
9	Frame 	3	 44 × 95	1893
10	Frame 	3	 44 × 95	1893
11	Frame 	3	 44 × 95	2182
12	Ridge support 	3	 44 × 91	661
13	Rafter Left 	3	 44 × 95	1879
14	Rafter Right 	3	 44 × 95	1879
15	Ridge LONG 	1	 80 × 240	5574
16	Ridge SHORT 	1	 80 × 240	2747
17	Valley rafter 	1	 56 × 180	2376
18	Valley rafter 	1	 56 × 180	2376
19	Frame Side 	12	 44 × 95	1562
20	Rafter 	12	 44 × 95	1879
21	Valley jack 	2	 44 × 95	1877
22	Valley jack 	2	 44 × 95	1877
23	Valley jack 	2	 44 × 95	1155
24	Valley jack 	2	 44 × 95	1155



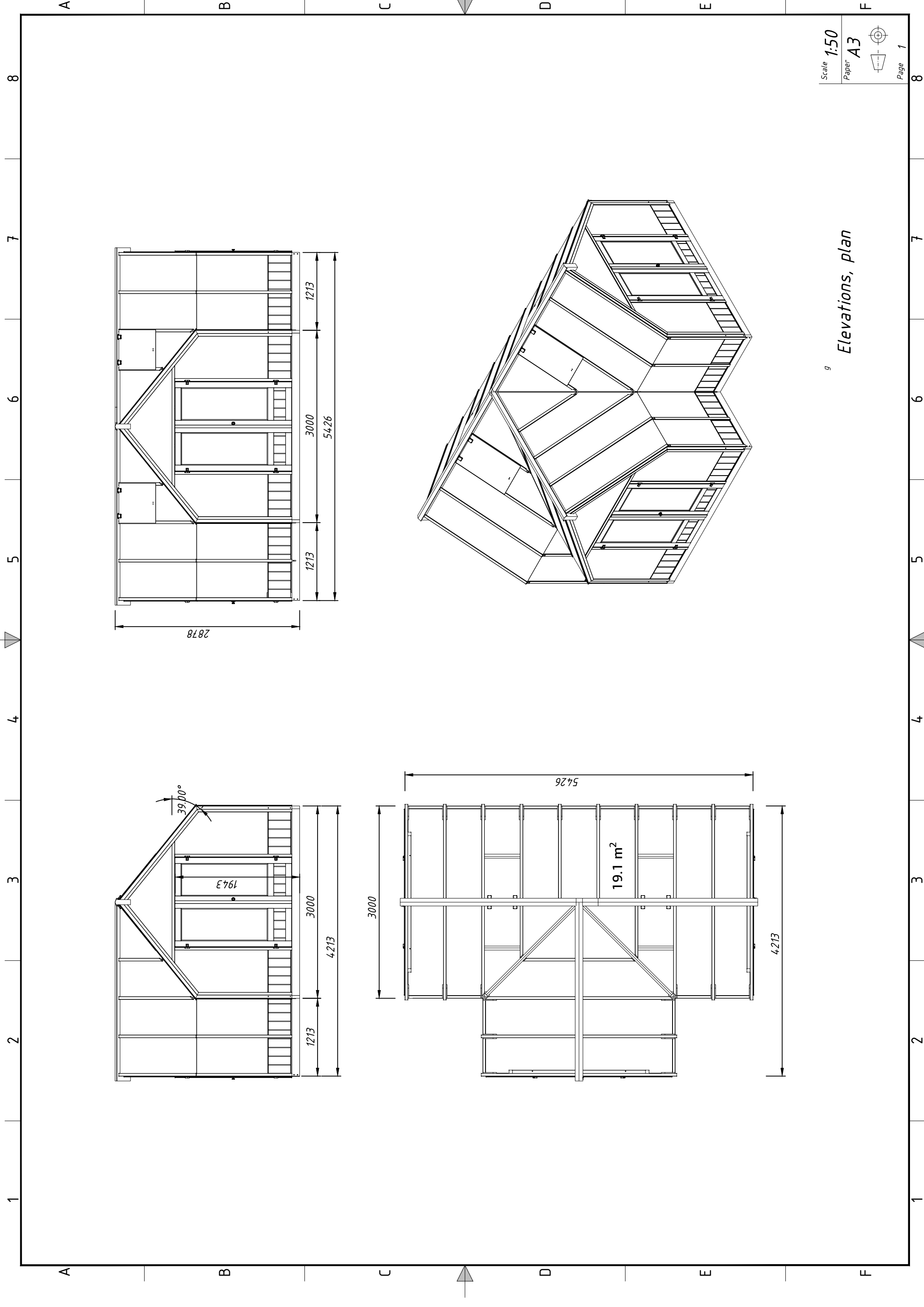
Pos	SPECIFICATION-STÜCKLISTE-NOMENCLATURE-ELEMENTI Emilia T-shape	Pcs	Profile (mm)	Length (mm)
25	Frame 	4	 45 x 45	554
26	Corner 	34	 15 x 173	360
27	Rafter connection 	1	 45 x 12	3035
28	Rafter connection 	6	 45 x 12	1236
29	Slat - side 	18	 45 x 12	1502
30	Slat - roof 	18	 45 x 12	1910
31	Slat - roof 	2	 45 x 12	1829
32	Slat - roof 	2	 45 x 12	1829
33	Slat - roof 	2	 45 x 12	1059
34	Slat - roof 	2	 45 x 12	1059
35	Slat - side 	3	 45 x 12	1894
36	Slat - side 	3	 45 x 12	1818
37	Slat - side 	12	 45 x 12	1827
38	Slat - side 	6	 45 x 12	1383
39	Slat - side 	6	 45 x 12	1814
40	Slat - side 	6	 45 x 12	1478
41	Slat - side 	2	 44 x 12	1502
EL1		657 x 390 x 45		6
EL2		1144 x 390 x 45		2
EL3		1144 x 390 x 45		2
EL4		2968 x 390 x 45		1
EL5		2392 x 390 x 45		1
KUL-145 KUL-145-2		693 x 1818 x 40		3+3



Pos.	Description	Measures (mm)	Pcs
401	 Glass - clear, tempered	578 x 1895 x 4	11
402	 Glass - clear, tempered	578 x 1115 x 4	13
403	 Glass - clear, tempered	578 x 1030 x 4	2
404	 Glass - clear, tempered	620 x 910 x 4	4
405	 Glass - clear, tempered	578 x 1895 x 4	4
406	 Glass - clear, tempered	578 x 979 x 4	2
407	 Glass - clear, tempered	700 x 1862 x 4	3
408	 Glass - clear, tempered	835 x 1074 x 4	4
409	 Glass - clear, tempered	578 x 1844 x 4	2
411	 Glass - clear, tempered	570 x 1115 x 4	4
412	 Glass - clear, tempered	680 x 1458 x 4	6

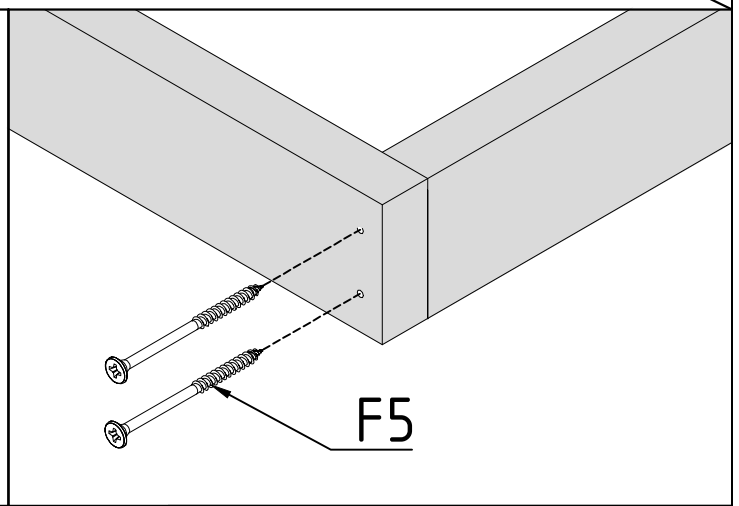
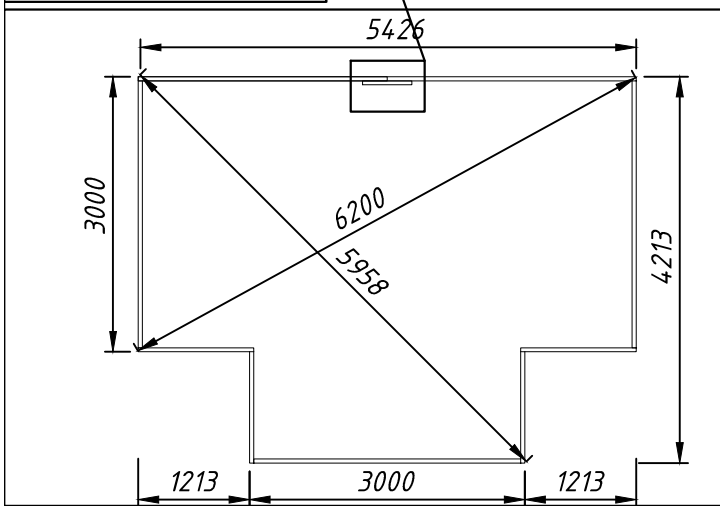
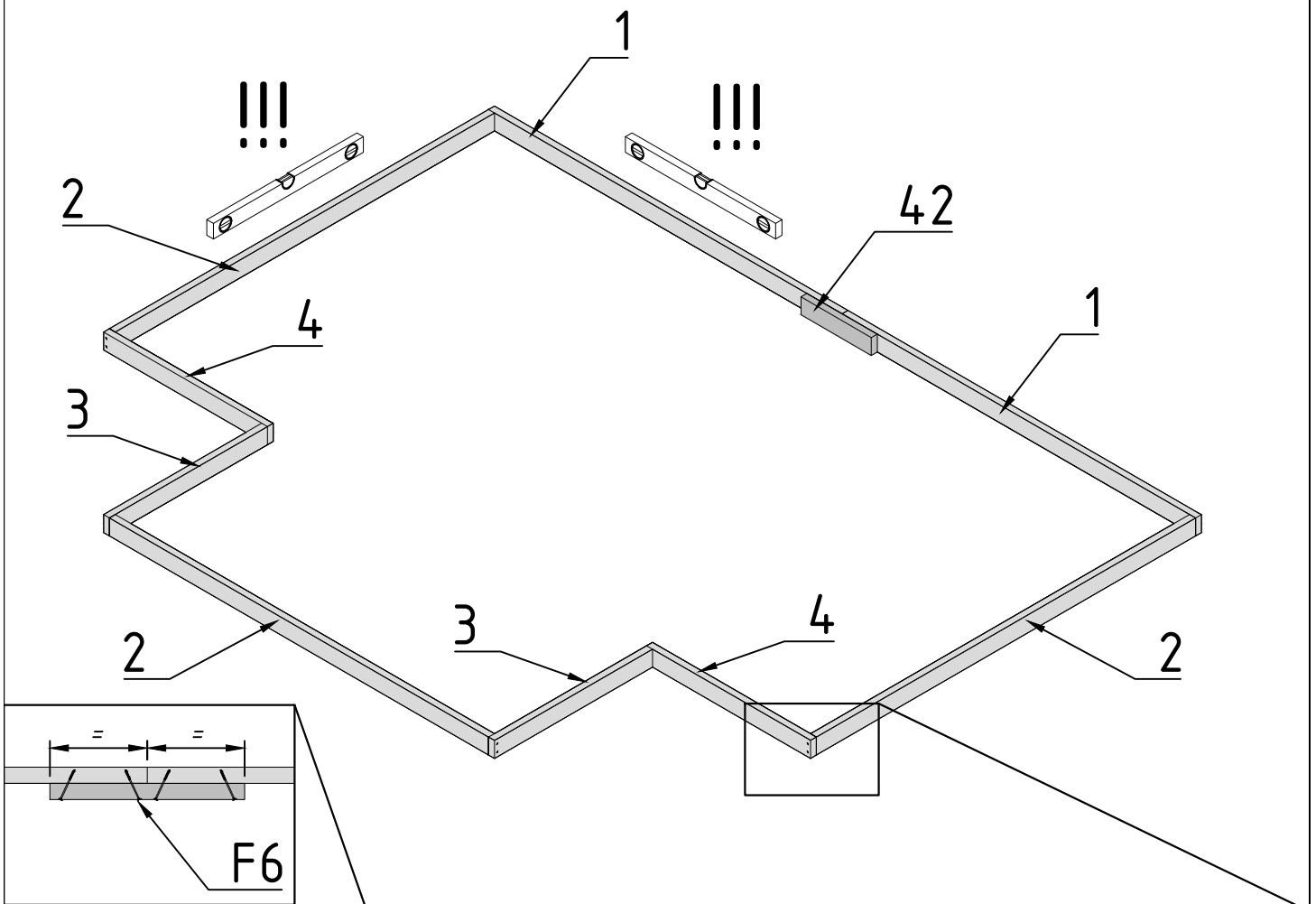
Pos.	Description	Measures (mm)	Pcs
F1		Thermovent 7kg	4
F2		55 x 60	8
F3		62 x 40 x 13	18
F4	 QHP15x57Zn	15 x 57	12
F5	 QKRPP6x120RVTX	Ø 6 X 120	24
F6	 QKRPP5x90RVTX	Ø 5 X 90	160
F7	 QKRYP5x55RVTX	Ø 5 X 55	440
F8	 QKRYP4_2x38RVTX	Ø 4.2 X 38	420
F9	 QKRPP3_5x40RVTX	Ø 3.5 X 40	36
F10	 QKRPP4x25RVTX	Ø 4 X 25	52
F11	 Polt M6	Ø 6 X 200	12
F12	 QMUKK6Zn	M6	14
F13	 QSE6x18Zn	Ø 6 X 18	28
F14		2750x 120 x 30	3
F15		120 x 150 x 31	1
F16	 QHA150Zn	150 mm	6
F17	 QUNAL		3 set
F18	 QRUAU		3 set
F19	 QLIKA		3 set
F20	 QTIB	0.8 m	1
F21	 QR35100Zn	35 x 100	6
F22	 QKRYP3x16Zn	Ø 3 X 16	48
F23	 Polt M6	Ø 6 X 160	2
F24	 QKRKK12x200Zn	Ø 12 X 200	5
F25	 QSE12x24Zn	Ø 12 X 24	5
F26		2430 x 90 x 23 mm	2
F28	 QNP150x100x40Zn	150 x 100 x 40	1
F29	 QKRPP6x180ZnTX	Ø 6 X 180	8
F30	 QKRPP2_5x16kZn	Ø 2,5 X 16	8

Elevations, plan

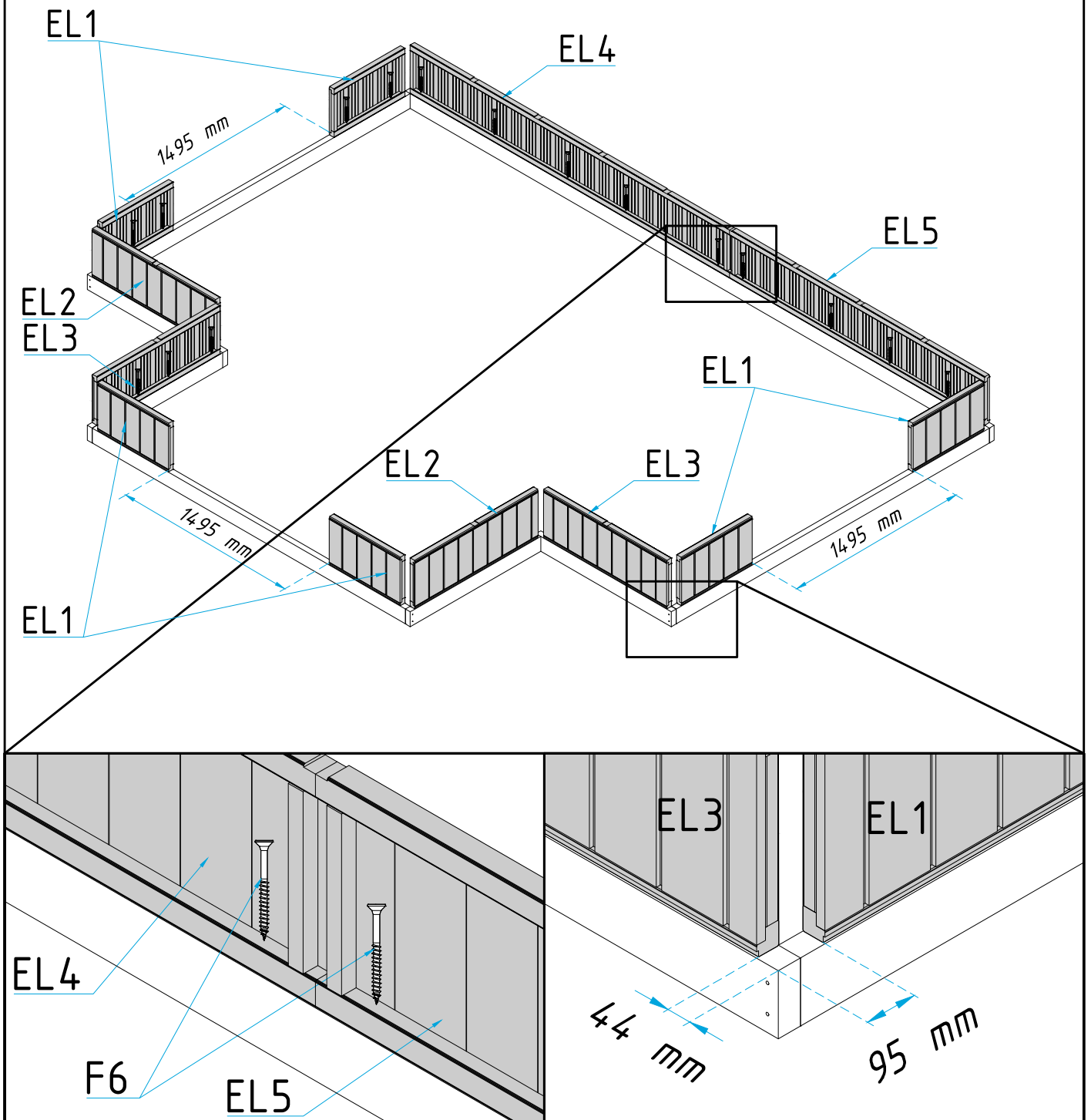


- det 1 - 1 pc
- det 2 - 3 pcs
- det 3 - 2 pcs
- det 4 - 2 pcs
- det 42 - 1 pc
- F5 - 16 pcs
- F6 - 8 pcs

1

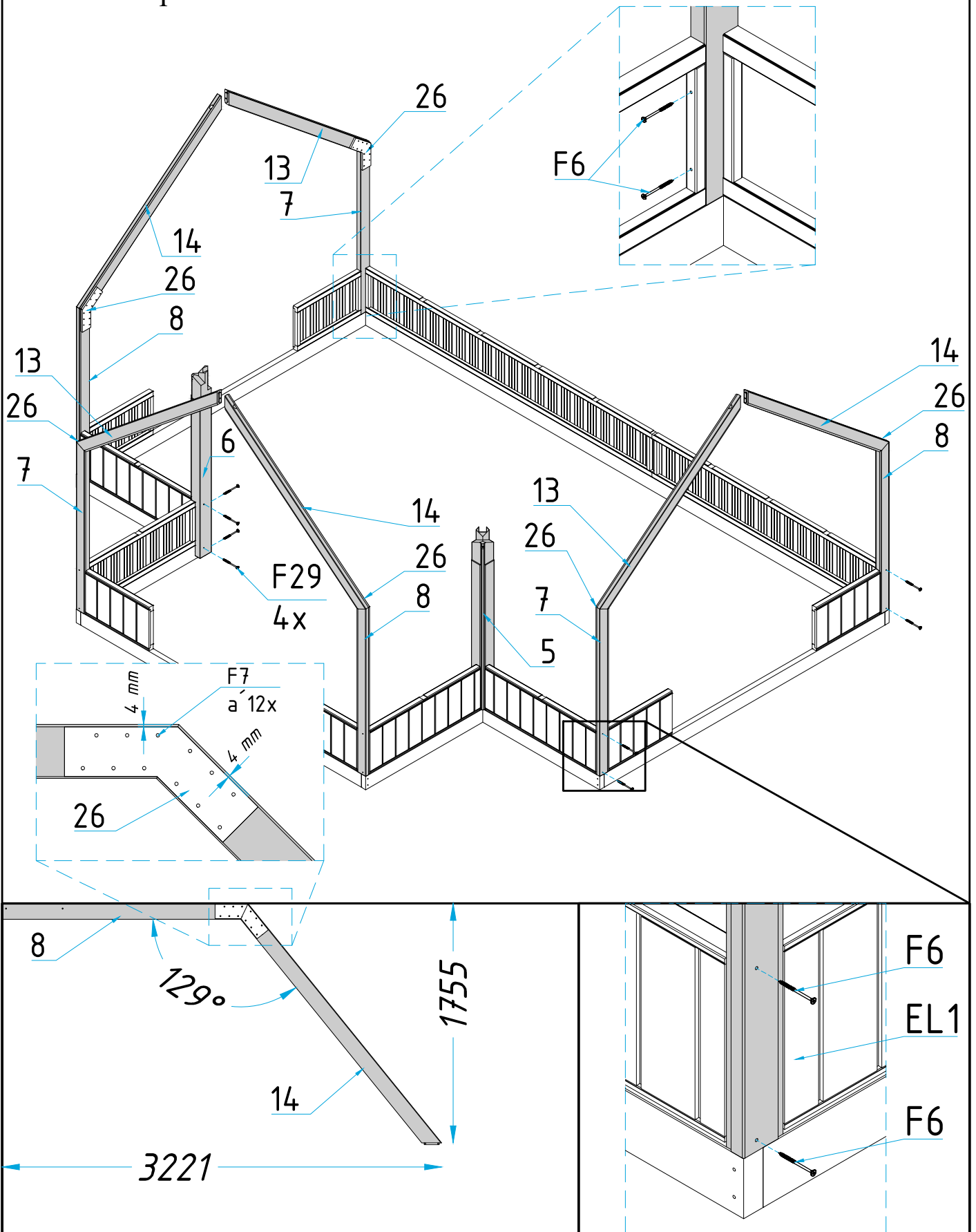


- EL 1 - 6 pcs
- EL 2 - 2 pcs
- EL 3 - 2 pcs
- EL 4 - 1 pcs
- EL 5 - 1 pcs
- F6 - 33 pcs

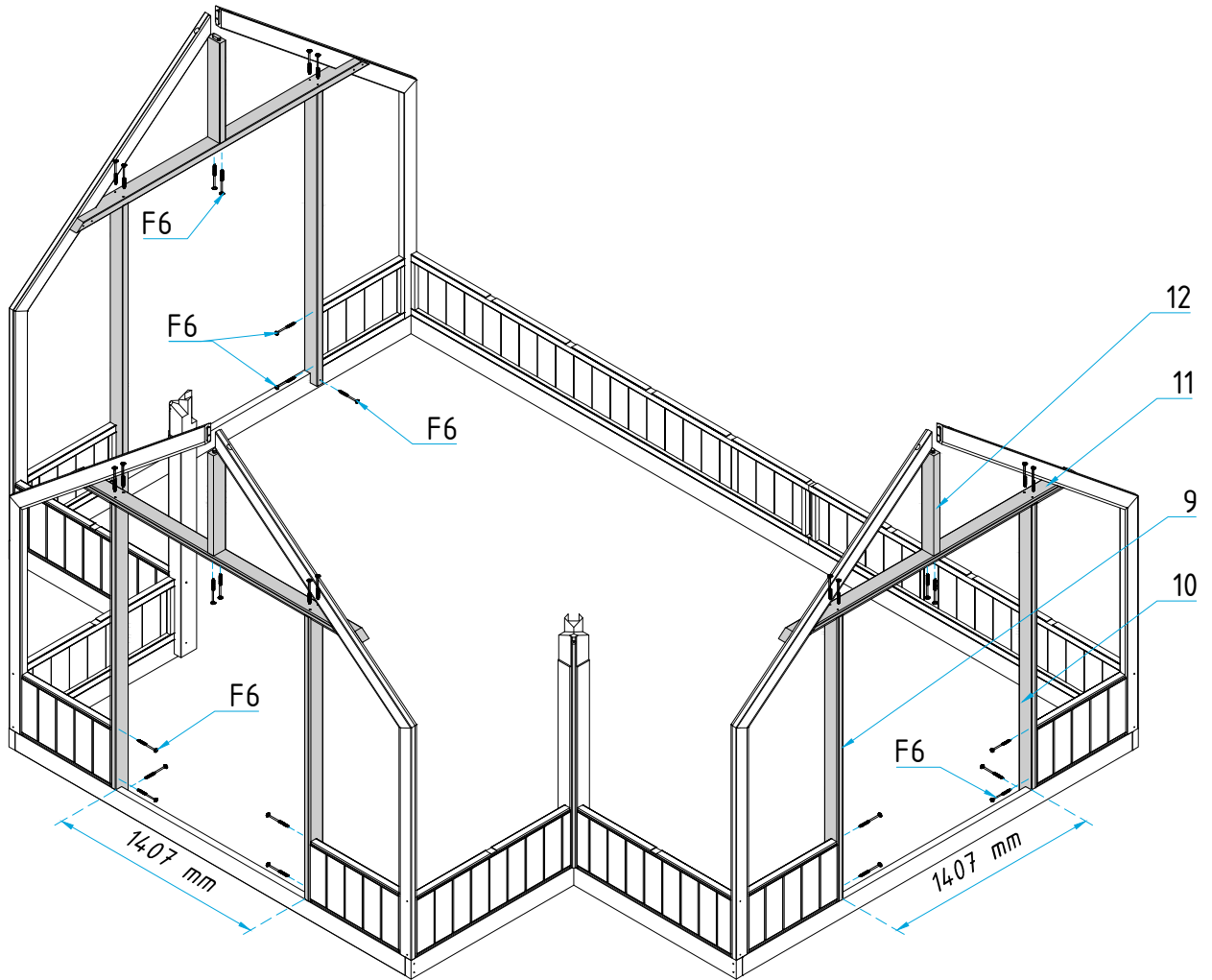


- det 5 - 1 pcs
- det 6 - 1 pcs
- det 7 - 3 pcs
- det 8 - 3 pcs
- det 13 - 3 pcs
- det 14 - 3 pcs
- det 26 - 6 pcs

- F6 - 24 pcs
- F7 - 72 pcs
- F29 - 8 pcs

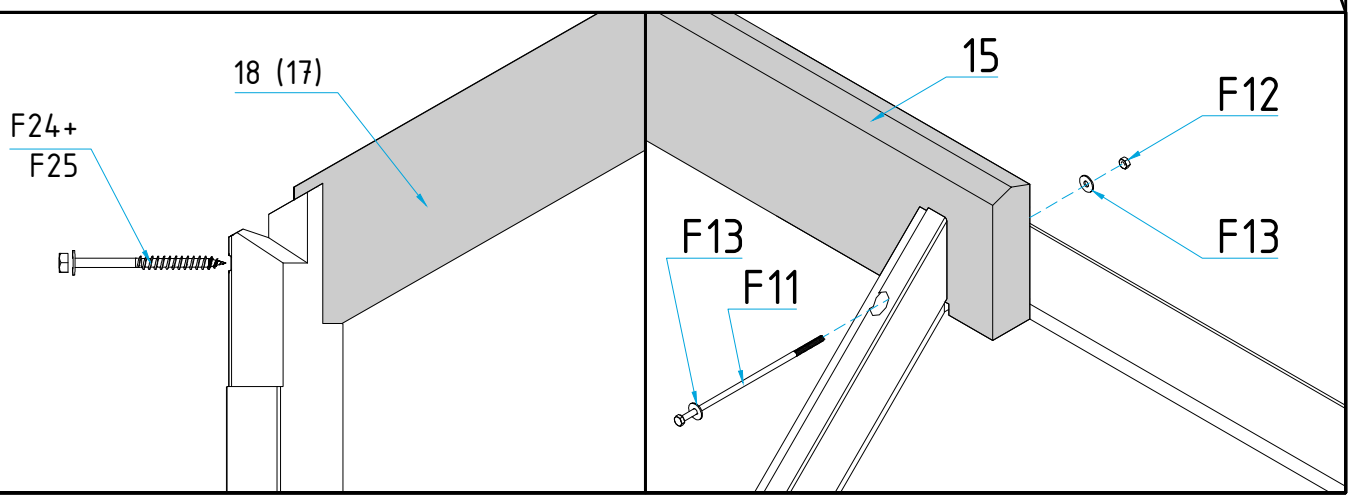
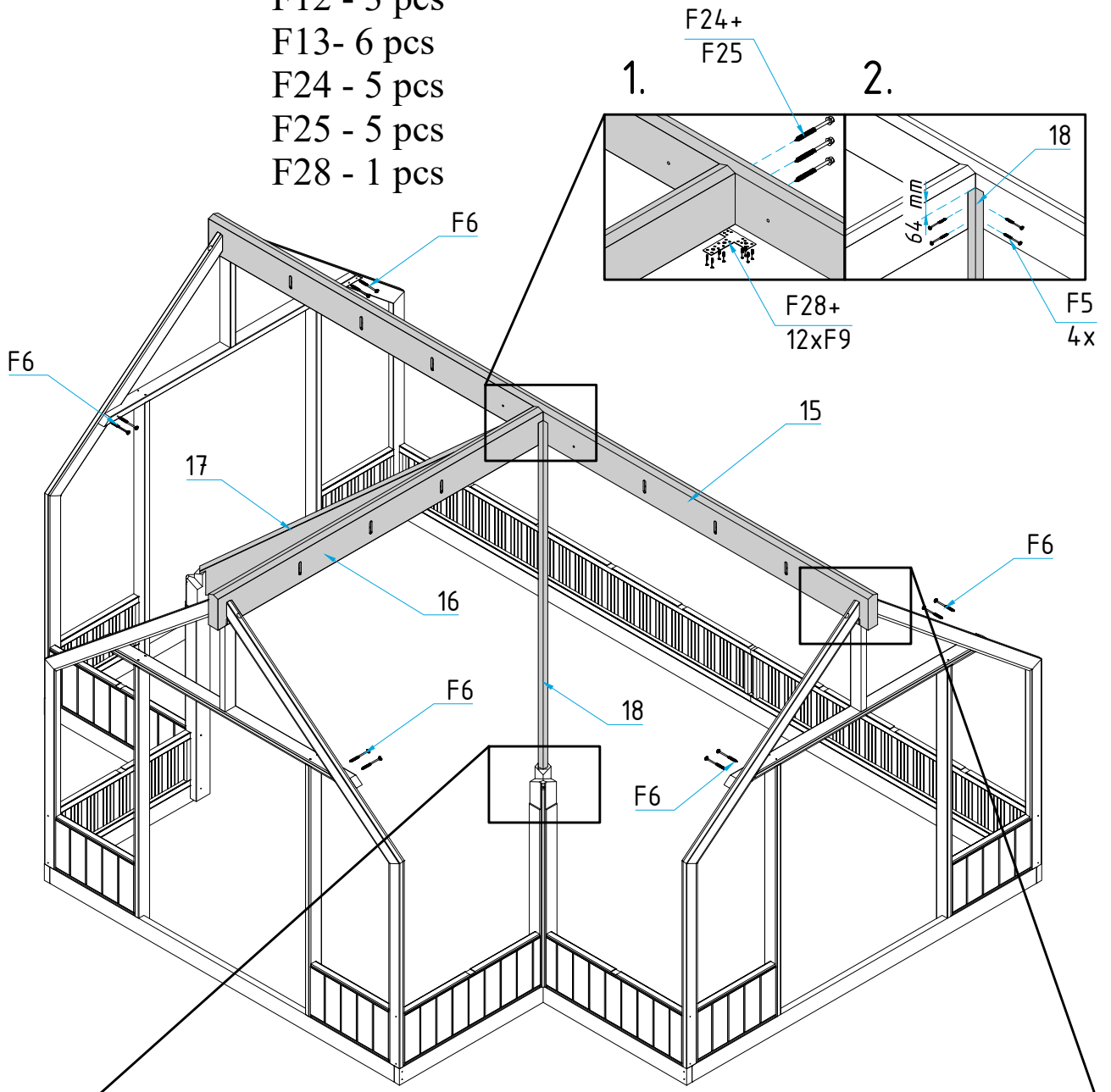


- det 9 - 3 pcs
- det 10 - 3 pcs
- det 11 - 3 pcs
- det 12 - 3 pcs
- F6 - 36 pcs

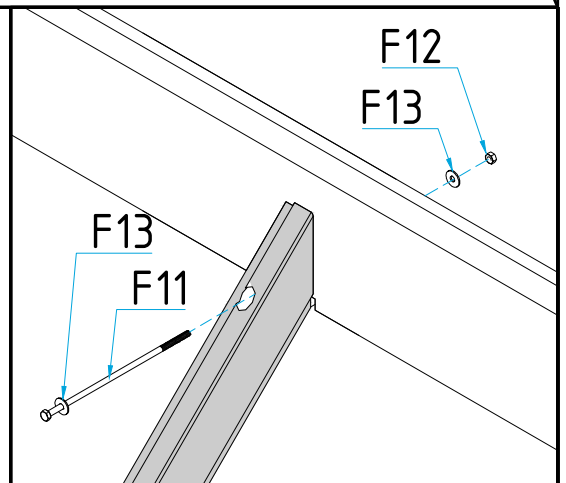
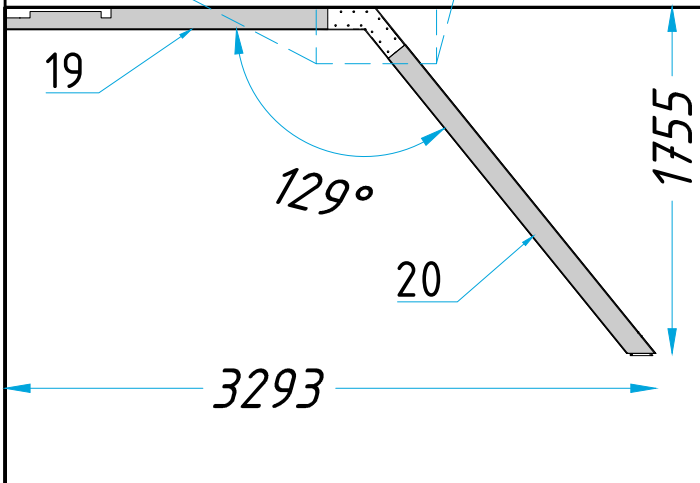
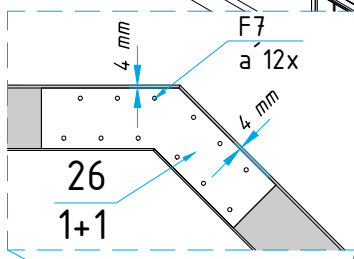
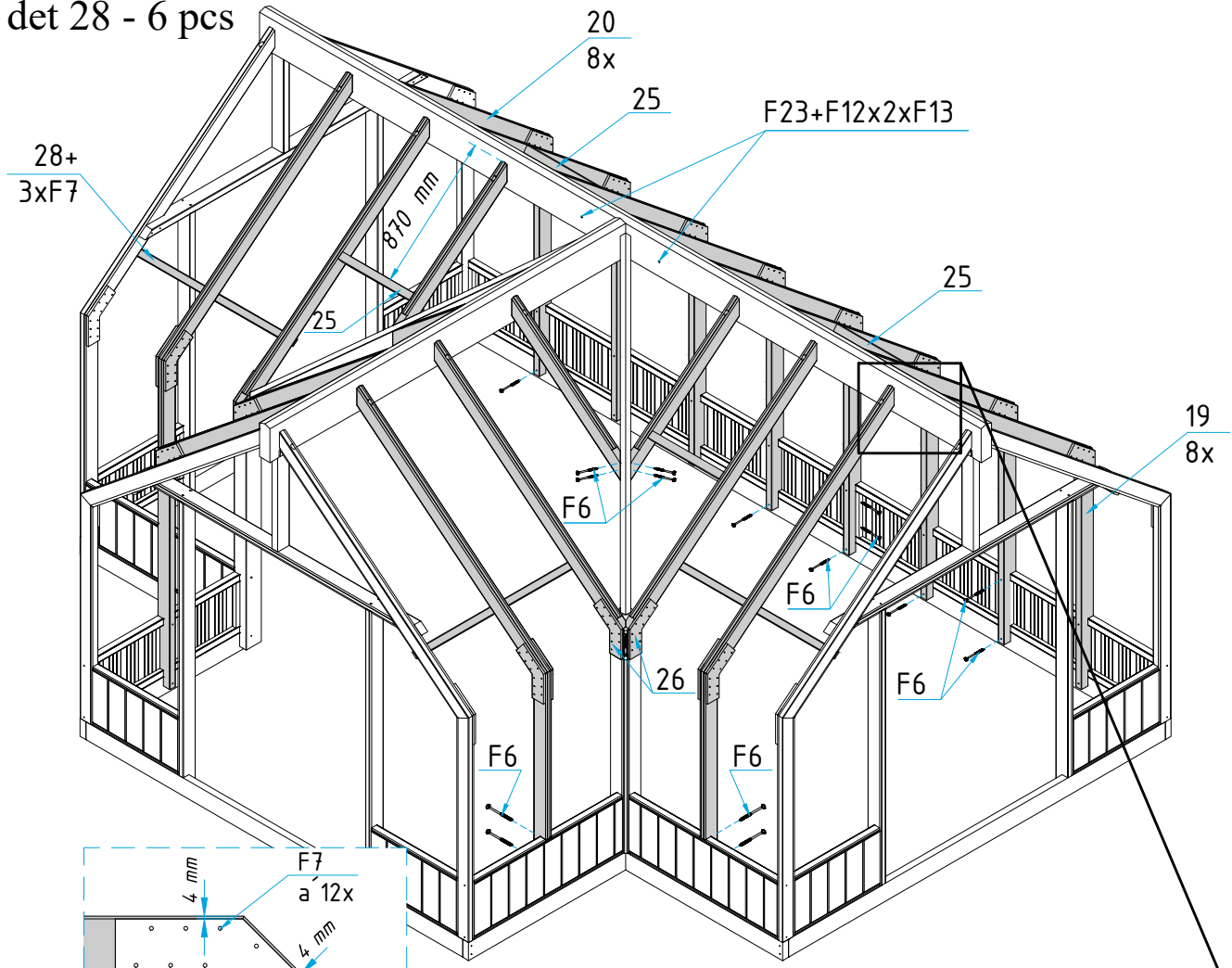


det 15 - 1 pcs
 det 16 - 1 pcs
 det 17 - 1 pcs
 det 18 - 1 pcs

F5 - 8 pcs
 F6 - 12 pcs
 F9 - 12 pcs
 F11 - 3 pcs
 F12 - 3 pcs
 F13 - 6 pcs
 F24 - 5 pcs
 F25 - 5 pcs
 F28 - 1 pcs

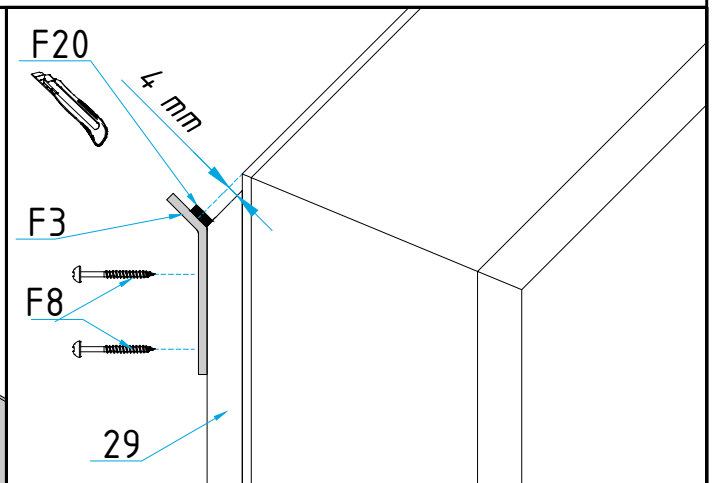
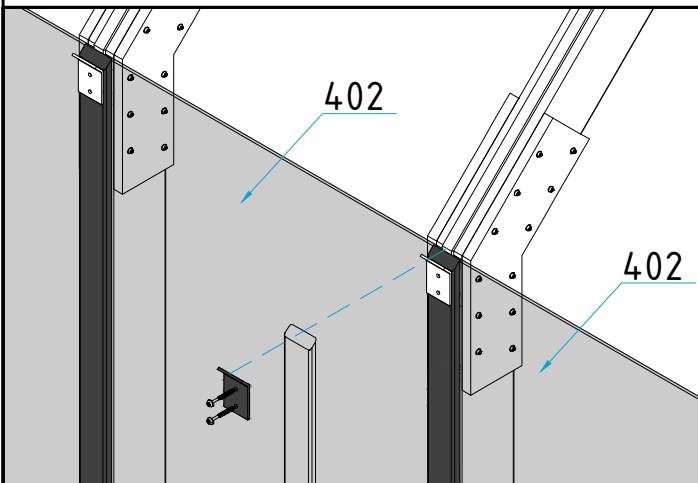
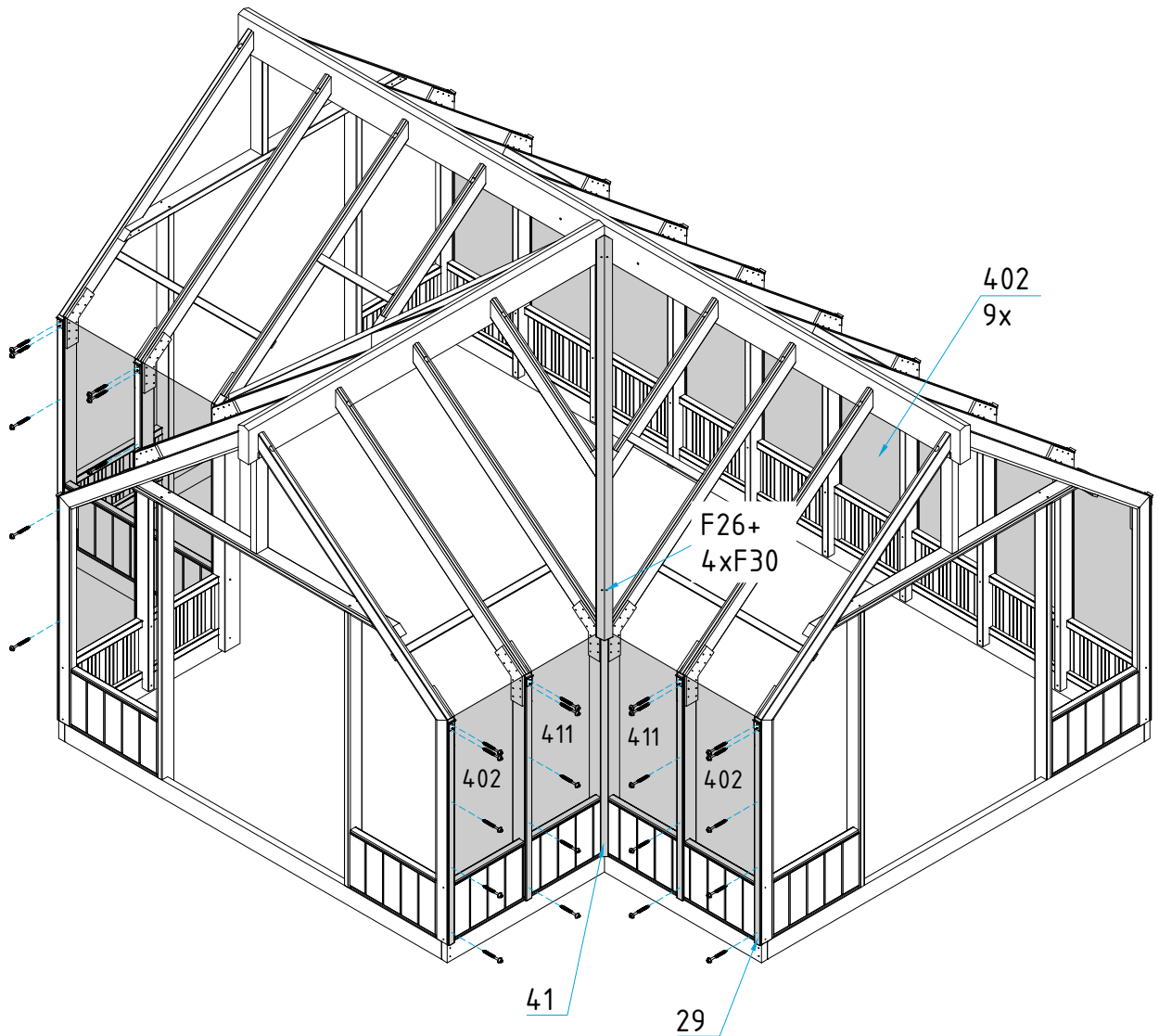


- det 19 - 12 pcs
- det 20 - 12 pcs
- det 21 - 2 pcs
- det 22 - 2 pcs
- det 23 - 2 pcs
- det 24 - 2 pcs
- det 25 - 4 pcs
- det 26 - 20 pcs
- det 27 - 1 pcs
- det 28 - 6 pcs
- F6 - 36 pcs
- F7- 360 pcs
- F11 - 9 pcs
- F12 - 11 pcs
- F13 - 22 pcs
- F23 - 2 pcs



det 402 - 13 pcs
det 411 - 4 pcs
det 29 - 18 pcs
det 41 - 2 pcs

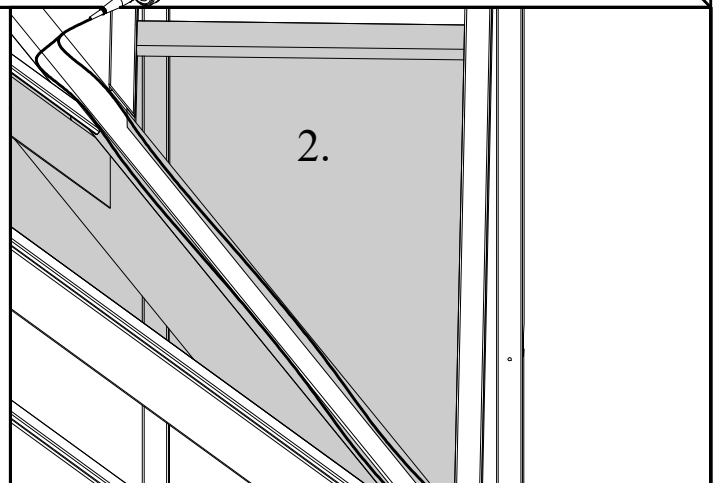
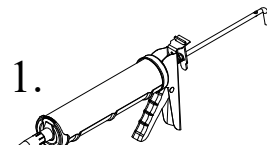
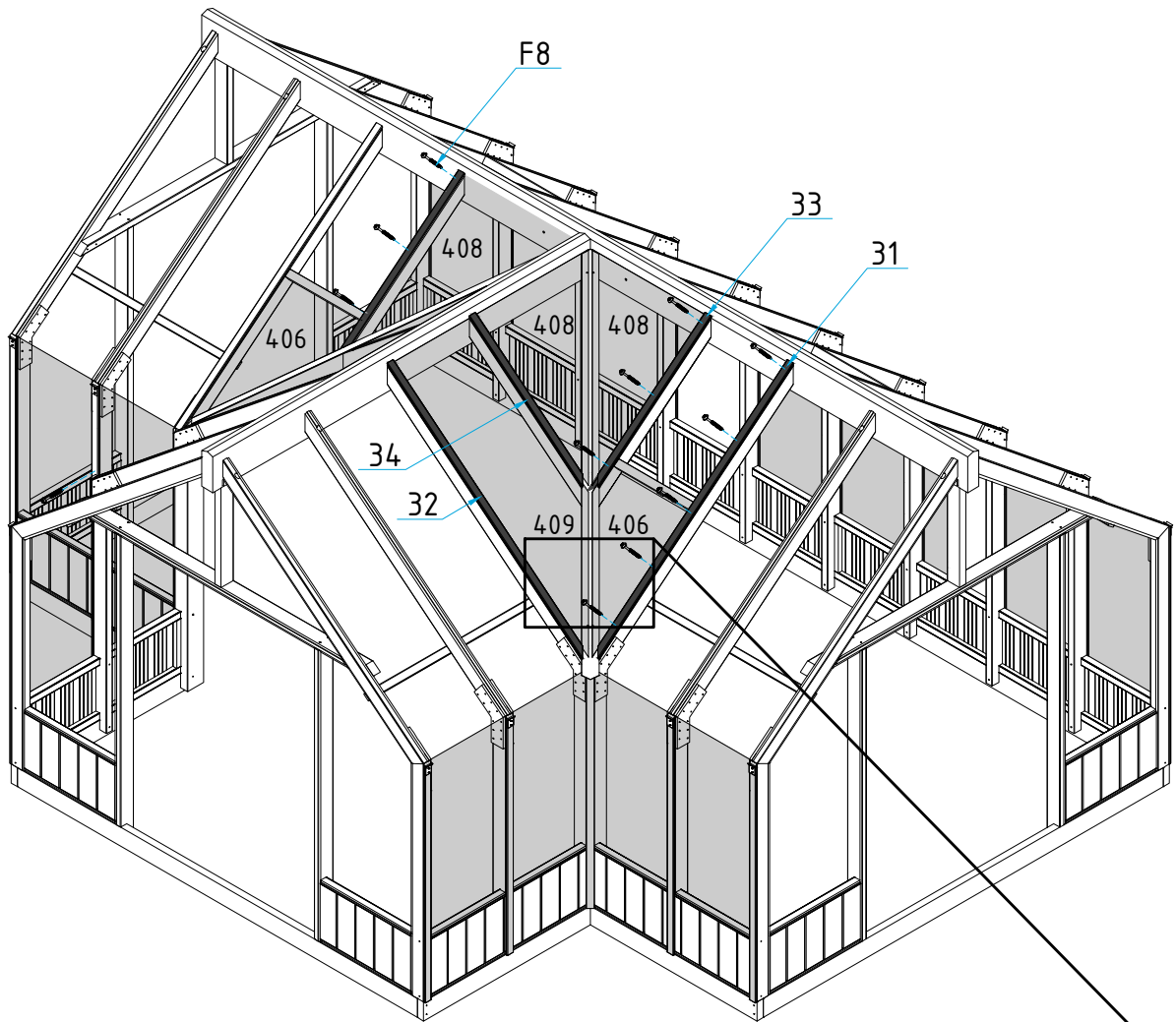
F3 - 18 pcs
F8 - 100 pcs
F20 - 18 pcs
F26 - 2 pcs
F30 - 8 pcs



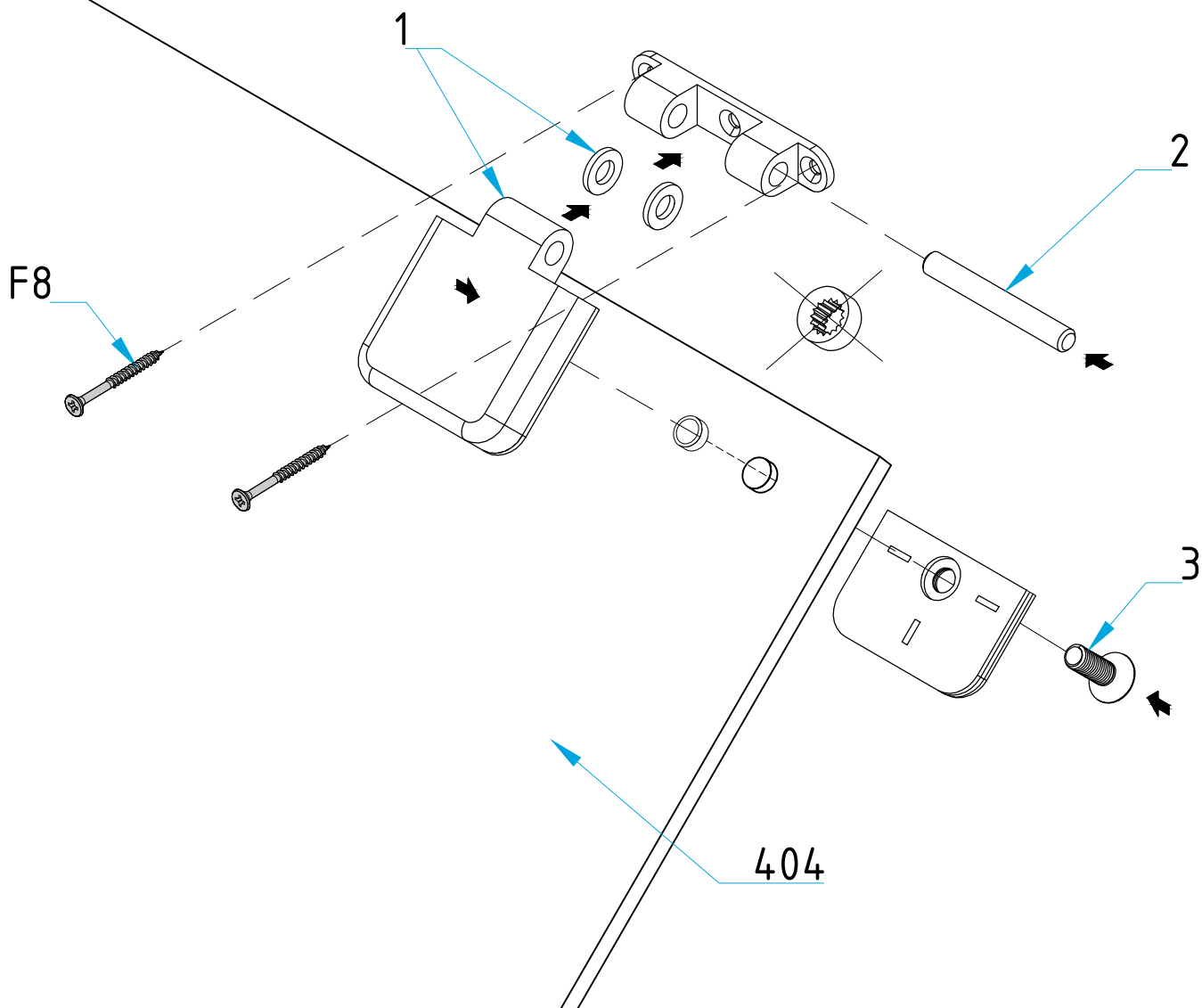
det 406 - 2 pcs
det 408 - 4 pcs
det 409 - 2 pcs
det 31 - 2 pcs
det 32 - 2 pcs
det 33 - 2 pcs
det 34 - 2 pcs

F8- 24 pcs

8

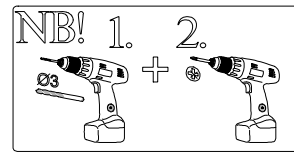


F2

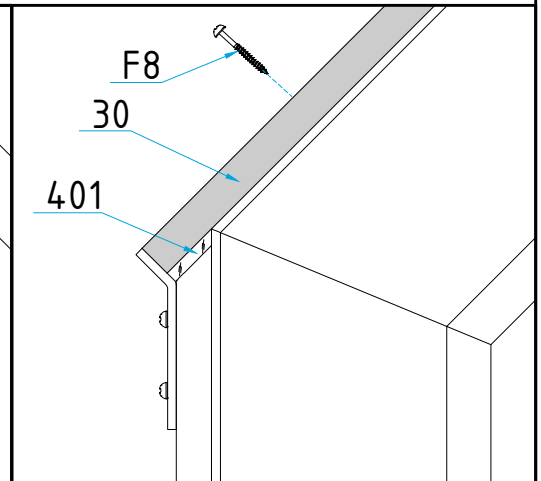
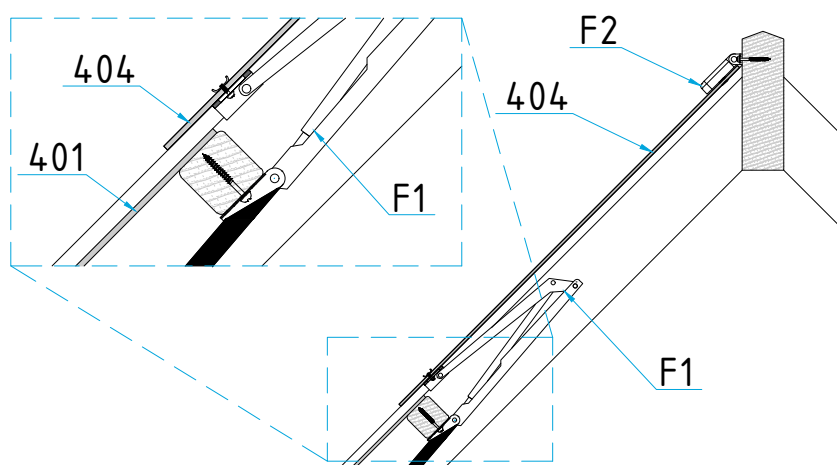
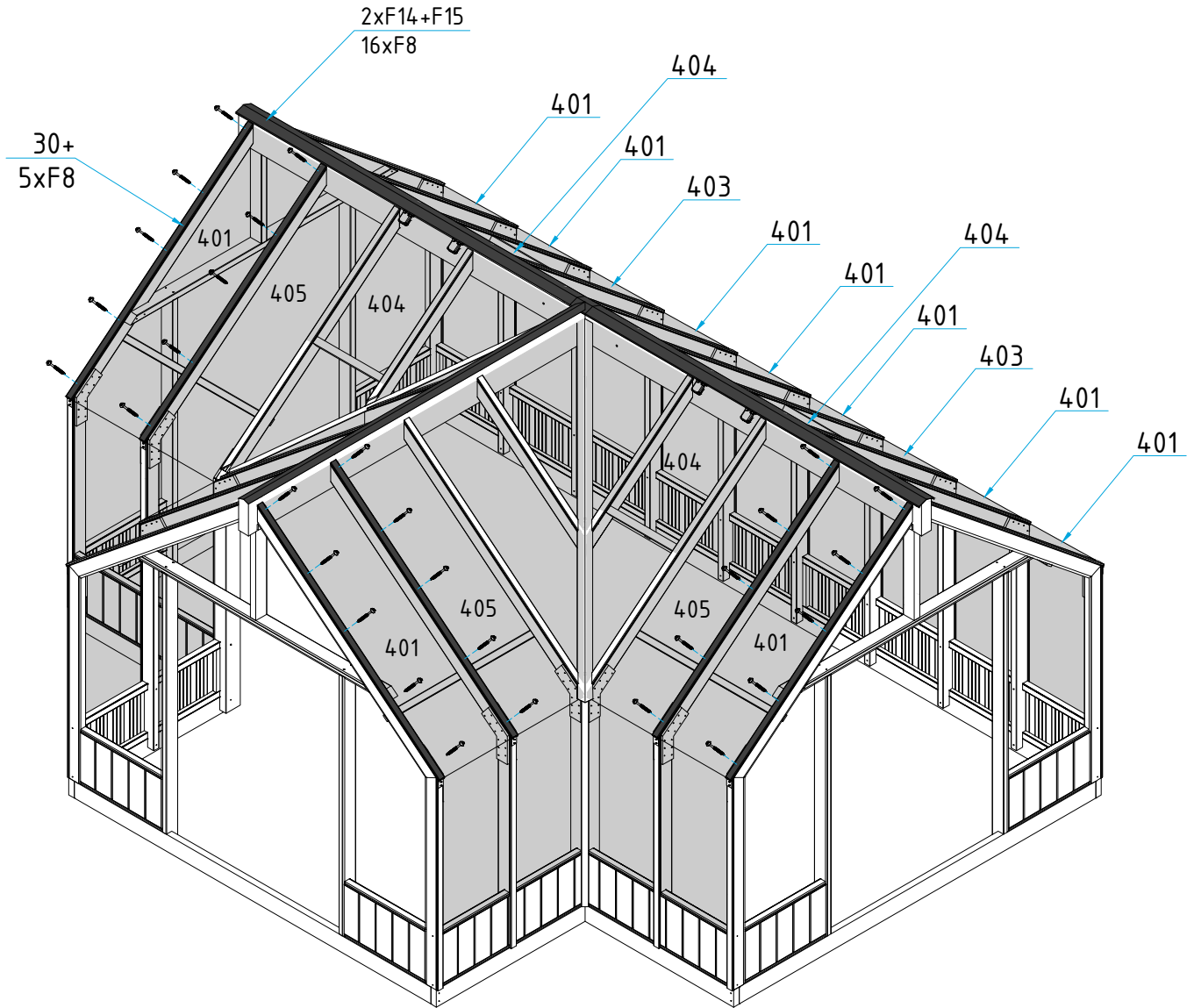


det 401 - 11 pcs
 det 403 - 2 pcs
 det 404 - 4 pcs
 det 30 - 18 pcs
 F8 - 128 pcs

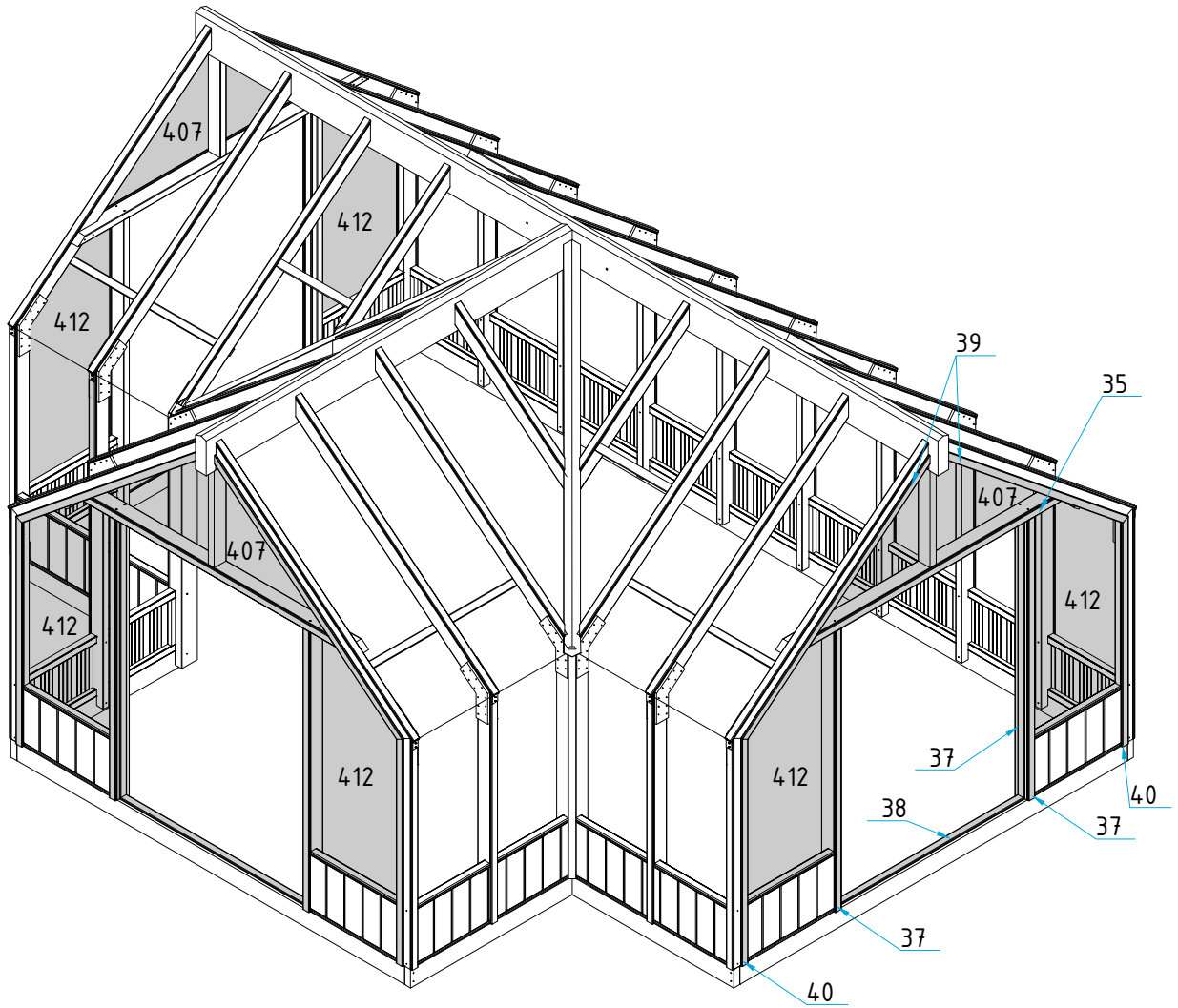
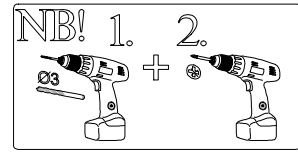
F1 - 4 pcs
 F2 - 8 pcs
 F14 - 3 pcs
 F15 - 1 pcs



9-2



- det 407 - 3 pcs
- det 412 - 6 pcs
- det 35 - 3 pcs
- det 37 - 12 pcs
- det 38 - 6 pcs
- det 39 - 6 pcs
- det 40 - 6 pcs
- F8 - 165 pcs



KUL-145 - 3 pcs
KUL-145-2 - 3 pcs

F4 - 12 pcs
F9 - 24 pcs
F10 - 52 pcs
F16 - 6 pcs
F17 - 3 pcs
F18 - 3 pcs
F19 - 3 pcs
F21 - 6 pcs
F22 - 48 pcs

